

LOCKOUT-TAGOUT (LOTO)

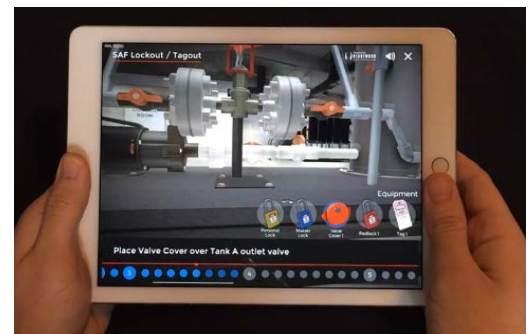

SAFETY TRAINING SIM

BACKGROUND & PROBLEM

Lockout-Tagout (LOTO) is a highly dangerous procedure if not performed properly. While many people perform this procedure daily, they become complacent and skip a step - that can be catastrophic.

SOLUTION OVERVIEW

3D interactive simulation that trains new and return trainees, allowing users to perform and practice a LOTO procedure to OSHA standards – in a safe, repetitive and effective manner.




LESSONS

1. INSTRUCTIONAL LESSON - covers hazardous, active, stored energy and energy control program/special situations.
2. PRACTICAL LESSON - trainee performs LOTO procedure on four specific types of hazardous energy: **Chemical, Electrical, Hydraulic, and Pneumatic.**
3. EXAM - Trainee is given an exam on the material covered in the course.

Available on iOS, Android, PC, Mac, Web/SCORM

BENEFITS

1. Instructors use in classrooms as a visual instructive aid, without students crowding around actual equipment.
2. Serves as practice tool for students to master their individual skill level in the practical portion of training.
3. Post-training, employees are able to refresh their knowledge, on a self-paced schedule.



WHAT TO EXPECT

1. Safety – reduce the number of safety related incidents due to increased knowledge of correct process.
2. Increase efficiency in lines of communication between gas control, clearance supervisor and delegates.

“Before the LOTO Sim, PowerPoints had employees grappling with concepts. Now the sim onboards 12 hires weekly, since it allows them to actually do it. They now understand the importance of Lockout-Tagout! Hires from other companies are surprised that they never had access to this kind of interactive training before” – Safety Training Coordinator, St. Croix Tissue

Want the same results for your workforce? License this simulation for immediate deployment or discuss a custom requirement – solutions@hwd3d.com or call 888.781.0274 ext. 701.